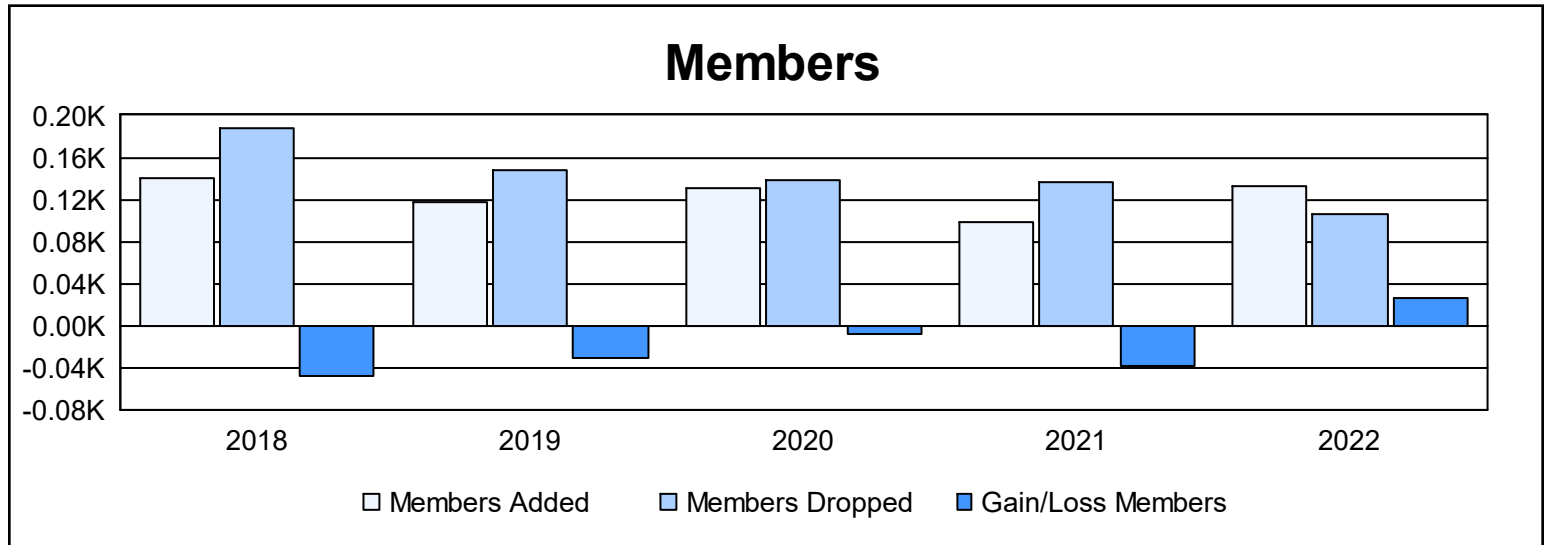
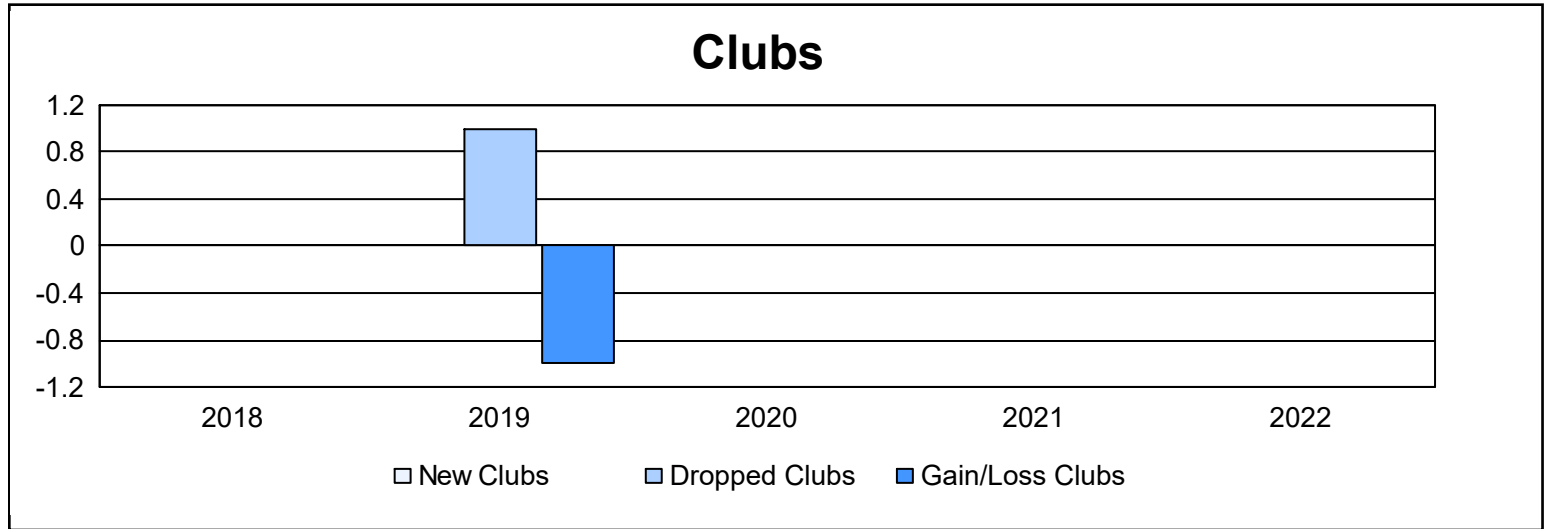
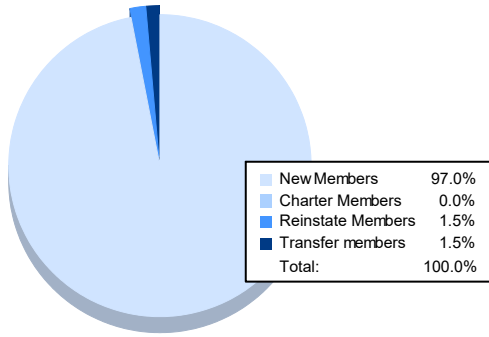


| Year           | New Clubs | Dropped Clubs | Gain/ Loss Clubs | New Members | Charter Members | Reinstate Members | Transfer Members | Total Member Added | Total Members Dropped | Gain/ Loss Members |
|----------------|-----------|---------------|------------------|-------------|-----------------|-------------------|------------------|--------------------|-----------------------|--------------------|
| 2017-2018      | 0         | 0             | 0                | 115         | 2               | 19                | 4                | 140                | 188                   | -48                |
| 2018-2019      | 0         | 1             | -1               | 108         | 0               | 7                 | 2                | 117                | 147                   | -30                |
| 2019-2020      | 0         | 0             | 0                | 118         | 0               | 4                 | 8                | 130                | 139                   | -9                 |
| 2020-2021      | 0         | 0             | 0                | 94          | 0               | 3                 | 2                | 99                 | 137                   | -38                |
| 2021-2022      | 0         | 0             | 0                | 128         | 0               | 2                 | 2                | 132                | 105                   | 27                 |
| <b>Average</b> | <b>0</b>  | <b>0</b>      | <b>0</b>         | <b>113</b>  | <b>0</b>        | <b>7</b>          | <b>4</b>         | <b>124</b>         | <b>143</b>            | <b>-20</b>         |



### Membership Composition June 2022 Cumulative



### Gender Composition June 2022 Cumulative

